



## Lesson-1 Back to School

### WARM UP ACTIVITY

- How did you spend your holidays?
- Where did you go?
- Encourage the students to talk about their likes and dislikes.
- Ask them what they like to do in their free-time.
- Do you play with your friends?
- What games do you play with them?

### STUDENTS WILL LEARN:

- Learn the names of furniture and stationery in the classroom.
- Realize and recognize the structure of the school infra.
- Comprehend new vocabulary.
- Recognize the naming words.

### QUICK QUESTIONS

1. What is your name?
2. What is your favourite colour?
3. Which is your favourite subject?
4. Who is your favourite teacher?
5. What is very special in your school?

### FUN /AMAZING FACTS:

*Founder of Velammal is Shri .M.V.Muthuramalingam*

*Velammal was started in the year 1986 with 183 students and 13 members of staff on roll.*

*Now it has reached 100,000 students and more than 6,500 staff.*

*We have 56 branches.*


*Velammal has also established their service in engineering and medical college.*

## WORDS I LEARNT:

vacation	assembly hall	summer	classmate
holiday	dustbin	library	friends
black board	cottage	garden	riverside
classroom	window	swimming	pond

## CREATIVE CORNER : *(Cambridge activities)*

**Name the objects given in the picture and discuss any three uses of them.**




## MY CORNER

Look at the picture and tick the correct answer.



art room / play ground



library / class room



science lab / auditorium



canteen / play park



office / play park

## ACTIVITY PLAN

### Find a friend

The “Find a friend” game is a fun activity designed to help students become comfortable with their new Classmates. To play, students must first receive worksheets containing a list of questions to get to know about their friend.

#### **Motto / Aim:**

This will create situations to meet one another **helping them find what they have in common and sparking friendly interaction.**

1. What is your name?
2. When is your birthday?
3. Do you have pets? What kind?
4. Which is your favourite colour?
5. Which is your favourite food item?
6. Do you have any brothers or sisters?
7. How do you spend your free time?
8. Which sport do you like?
9. What is something that you are afraid of?
10. Which subject do you like the best?





1. \_\_\_\_\_
2. \_\_\_\_\_
3. \_\_\_\_\_
4. \_\_\_\_\_
5. \_\_\_\_\_
6. \_\_\_\_\_
7. \_\_\_\_\_
8. \_\_\_\_\_
9. \_\_\_\_\_
10. \_\_\_\_\_

 **Place for a thing; Things for a place:**

**Sort the words below into the correct category.**

**Direction: Read the nouns in the box. Write the nouns into the correct categories.**


board	school	teacher	computer	dinosaur
hospital	table	nurse	pencil	desk
Reena	girl	vehicle	speaker	library
student	map	father	friend	parking
book	egg	tap	shoe	bank
teacher	bus	garden		

 <i>person</i>	 <i>place</i>	 <i>animal</i>	 <i>thing</i>

## WORK SHEET -1


**Read the following passage and answer the questions below.**

Once upon a time there were two silly goats. They wanted to cross a narrow bridge. One silly goat was on one side, the other silly goat was on the other side. When they came to the middle of the bridge, They could not pass each other . Now both of them wanted to be the first to cross. They began to fight. As they were fighting, both of them fell into the water and drowned.



1. There were \_\_\_\_\_ goats in the story.  
 a. two                                      b. three                                      c. four
2. They wanted to cross a narrow \_\_\_\_\_.  
 a. river                                      b. bridge                                      c. pond
3. Both of them wanted to be the \_\_\_\_\_ to cross.  
 a. last                                      b. first                                      c. middle
4. The two goats were \_\_\_\_\_.  
 a. intelligent                                      b. foolish                                      c. none
5. Did they cross the bridge?  
 a. yes                                      b. no                                      c. none

Make a new word with the help of the pictures.
















Find the first and the last letter of the picture.



\_\_\_ A \_\_\_



\_\_\_ A \_\_\_




\_\_\_ ES \_\_\_



\_\_\_ E \_\_\_



\_\_\_ IGE \_\_\_



\_\_\_ IS \_\_\_

Underline the double letters of the following.

<i>goose</i>	<i>door</i>	<i>bullet</i>	<i>beep</i>	<i>puppy</i>	<i>carrot</i>
<i>sheep</i>	<i>ladder</i>	<i>school</i>	<i>rabbit</i>	<i>peep</i>	<i>book</i>



## OLYMPIAD QUESTION:

1. What is a noun?

a) action word

b) describing word

c) naming word

2. **Circle the noun in the sentence below.**

The dog ran through the mud with his bone.

3. The word “Library” is a \_\_\_\_\_

a) person

b) place

c) thing

4. **Circle the nouns in the sentence below.**

Sam and Molly went to the bank to get money.

**Read the sentence and write down which word you think is the noun.**

1. Winter is very cold.

2. The man was tall.

3. Close the gate.

4. The car moved fast.

5. School started early.

6. Catch the ball.

7. The doctor worked fast.

8. Open the door.

9. The girl was happy.

10. Look at the moon.

## ONLINE RESOURCES

<https://www.youtube.com/watch?v=7F6sGky3DGU>

[https://www.youtube.com/watch?v=zq455z\\_HYKU](https://www.youtube.com/watch?v=zq455z_HYKU)

<https://www.youtube.com/watch?v=gcbLVwAR3kc>

## LINKS

<http://www.edubuzzkids.com/content/grade-1/worksheets/english/nouns/Identify-nouns /1403>

[http://www.softschools.com/quizzes/grammar/identifying\\_nouns /quiz3148.html](http://www.softschools.com/quizzes/grammar/identifying_nouns /quiz3148.html)

## LIBRARY CORNER

**Aim :** to help the children learn about different things that we see in the classroom.

### **Activity:**

Students will be provided with different flash cards and they will be asked to write the name of the picture in their note book and they will be asked where you saw this in our school.

### Raz – Kids:

Raz-kids app will be utilized and visuals will be shown to the children related to the topic by taking the children to the smart class.